

# Feature Extraction from Video for Cricket Highlight Generation

Amruta D. Aphale, P. M. Kamde

**Abstract**— The most rapidly increasing component in various sectors is Internet Technology. Where the information is being searched based on images, texts, videos. There exists various methods to extract the required information from the raw data which is in the form of text and images. There are multiple information engines where a detailed information could be searched, one of popularly being used is Goggle. However those uses text based retrieval techniques. Being a critical aspect of Information technology Video has become most synergistic channel of communication in day to day life. The steep volume of video makes it enormously hard to browse through and get the interned information. Its difficult to search a video without knowing the content. Performing manual analysis on the contents and then indexing the same is pretty time consuming task. The apparent alternative is to detect such events in the video automatically. The initial step in automating the system is event detection which breaks the massive volume of video into smaller chunks called shots. Our work aims in identifying such events. Although attempts have been made to detect shot boundaries having smooth transitions in between the results are not as successful as for detecting shots separated by hard cuts. Performing a detailed analysis on Video database is most complex task as it involves number of variables and having the analysis done on larger number of such requires larger amount of memory with huge computation power. A video database describes what actually happens in a video and its perception by a human which is termed as Semantic Information. These days we have number of national and international broadcasting news, sports channels, which continuously broadcasts the sport events happening around the globe. There are many of them who have got a special devoted segment for sports. Even having these facilities one cannot remain stuck to watch the complete event due to certain time constraints. With this as an encouragement to find a technique that could provide desired results, this report discusses various algorithms and sketches out the main features that have been so far used for event detection. Here an systematic approach has been attempted to extract prominent features and events in Cricket sport videos. This system also classifies every event sequence into a concept by sequential association mining.

**Index Terms**— Browsing, event detection, multimedia, retrieval, semantic gap, video database.

## I. INTRODUCTION

Video is the collection of continuous frames which is normally displayed at rate of 25 fps. The rich sports video content has much difficulty for the users to access and edit their favorite portions of sports games from huge amount of sports videos. It is clear that when accessing lengthy and voluminous sports video content, the ability to intelligently analyze that video to allow efficient browsing, indexing, enhancement and retrieval of that video content is crucial.

**Revised Version Manuscript Received July 18, 2015.**

**Amruta D. Aphale**, Department of Computer Engineering, SPP University, SCOE, Pune, Maharashtra, India.

**Prof. P. M. Kamde**, Department of Computer Engineering, SPP University, SCOE, Pune, Maharashtra, India.

Since past decades extensive research has been put in for sports video analysis and application due to its high commercial potential and huge viewership across globe. [1],[2]. Various approaches and prototypes have been proposed and developed to analyze sports video content to fetch detailed events or highlights, intelligently adapt, enhance and personalize the content to meet users preferences and match network/device capabilities. Due to advancement made on object detection and tracking, applying data mining techniques in large video database has now become possible. Previous researches has focused on semantic video classification for indexing and retrieval or creation of video summary, but knowledge extraction on the activity contained in the video has been only partially addressed. Video event analysis and recognition is vital task in many applications such as incident detection in surveillance video, sports highlights, indexing human-computer interaction [4].

Cricket, is one of the most popular sports having very high viewer ship. Multiple television broadcasters like ESPN, Star Sports, Ten Sports etc have huge databases of this sport video. There are also video whose length lasts for 4-5 days, hence fetching meaningful videos having larger interests to viewer is crucial part. Each frame needs to go through a detailed analysis to suit for a specific event for which it has been requested for. Across globe countries like India, South Africa, England, Australia, Sri Lanka etc plays cricket.

Even having this huge viewer ship, Cricket has not gained a position in research community [5][7]. Analyzing Cricket Video is very complex and challenging because of the complexity of game itself. If Cricket is being compared with other games like soccer, tennis, basketball etc, it has got more variable factors than any others of these. The variable factors like field area, pitches. Various formats like test series (4-5 days), one days and the most popular T20-20, day and day/night matches which causes illumination related problem and duration [7]. If time frame is compared with sport like soccer which is played for only 90 minutes, the latest version in Cricket T20-20 last at least for 180 minutes which is twice the duration. At present very few systems are implanted for cricket highlight generation. As the target rating point (TRP) of the media is hiked for the channels that are able to efficiently present the news before any competitor channel produces it. The easiest way to achieve it is to fetch one or more scalar or vector features from each frame and to define distance functions on the feature domain. Alternatively the features themselves can be used either as events for clustering the frames view. In this paper we have presented an approach for cricket video event detection.

## Feature Extraction from Video for Cricket Highlight Generation

The system facilitates a novel technique of selecting semantic concepts and the events within the concepts, according to their degree of importance. Different importance may be assigned by different group of users. There could be viewer say general viewer who may like to have comprehensive viewing of all important actions, whereas specialist viewer may like to view actions of their choices. This approach facilitates such customized highlight generation, by assigning event importance. Event detection is hence distinct from the problem of human action recognition, where the primary task is to categorize short video sequence of an actor performing an unknown action into one of several classes. It help to assess the relevance or value of information within a shorter period of time while decision making. The use of only basic input as video is limiting the event retrieval and indexing capabilities of the user. The goal of this project is to expand the ways that people are able to interact with their computers. Visual features are extracted from individual frames and are trained to classify them into a category such as sixes, bowling, replay, crowd, etc. Namely, we wanted to enable users to interact more naturally with their computer by using simple GUI and perform various event detection for genre specific sports domain. In this project, a system is developed which enables to detect events in cricket video like SIXES and extract features like CLOSE-UPS, REPLAYS and CROWD etc. which is more directly interacted by the user and can summarize all the events which can be used for specific review. This system is simple enough to run and requires little training.

### II. RELATED WORK

A multi-level hierarchical framework was used to extract semantic events from cricketing video. This approach basically utilizes audio visual details to categorize a single segment of video [4]. Alternatively, it has been shown that minimal events in a cricket video can be categorized availing camera motion parameters [8]. In addition to this a textual segmentation has been offered where cricket commentaries gets highlighted for the live match to describe a cricket video [5]. "Hidden markov" model and MPEG-7 visual signifiers are another technique which is being used to identify cricket highlights [4]. The de-tailed information of a video has two vital prospects [3][6][7].

A. *Spatial Aspect:* Minute detail showcased by a video frame, like characters, location and various objects in that frame is termed as spatial aspect.

B. *Temporal Aspect:* Semantic details showcased by a sequence of video frames in time like various object movements, action of a character presented in the sequence. This is termed as temporal aspect.

The higher level information of a video is fetched by analyzing audio, video, and text annotation of the video to represent temporal aspects. This information considers identifying trigger events, identifying anomalous and typical patterns of an activity, predicting object centric or person centric perceptions of an activity, categorizing activities and determining the interactions in entities. Temporal aspect prevents the effective browsing of these very large databases.

Multiple studies are being conducted to draw association in low level visual features and high level semantic concepts for image annotation [4]. Video events contain rich semantic information which are normally defined as the interesting events which capture user attentions. For an instance, a goal in a soccer event is defined as the ball passing over the goal line without touching the goal posts and the crossbar. Kolekar et al [7] proposes a method to generate highlights based on event selection and giving that event an importance value based on user feedback (manual). In text driven temporal segmentation, annotated text data from a website and align the video to it. In this case, text annotation may not be available always especially in the case of old cricket matches. K Bhattacharya et al [5] have proposed a machine learning based approach for performing a shot segmentation in a neuro-fuzzy framework. This requires lots of annotated training data which increases manual intervention. Also the major disadvantage of real time cricket video is to generate frames as there are various video format like MPEG, AVI etc along with different frame rate, conversion rate etc. So it demands for a system which is independent of the discussed parameters and need a generic approach. So in our system we have used an approach to convert any type of video into frames by fetching screenshots at run time and crop them to increase the accuracy and save them in a folder as per the users convenient location. We have not used hierarchical approach as the retrieval time gradually increases. Hence with our approach frames are retrieved directly using the algorithms discussed in the next session

### III. PROPOSED METHOD

For huge video databases, Computation time is the crucial thing. In this report we present a key frame detection approach for minimizing the computation time. T20-20 matches offer plenty of events in shorter duration of time as compared to ODIs. So we have concentrated our work on T20-20. The same approach can be used for ODIs. And can be extended to multiple types of videos like movies and news etc. Based on set of fixed or gradually changing parameters of camera such as Close up, audience, field etc, when these parameters are organized in a sequential frames it forms a shot. And collection of shots is termed as Scene. A series of related Scenes form a sequence and clip is the part of that sequence. A video is a composition of different story units like clips, scenes and are sequentially arranged with respect to some logical structure as defined in Screen play. In our prospect we fetch the events in form of a clip and after analyzing the same, a descriptive label is assigned to each clip. The architectural design for this system is as in figure 1:

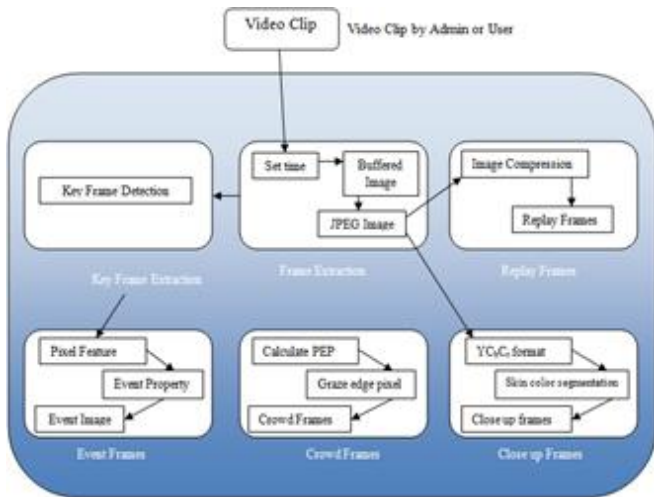


Fig -1: System Architecture

**A. Conversion of Video to frames:**

Reading the video directly and processing it is a monotonous task and requires huge memory and high configuration systems. Instead of giving video as a direct input, we converted the video into sequence of frames first. Then every frame is an individual image and all image processing algorithms can be applied to these captured frames. Major advantage here is ease of use of image processing videos and the size of the video does not matter in this case. Also with this approach no need of specific memory requirements.

The video can be reconstructed from the frames, by simple looping operations, after performing all image processing operations. A popular method to identify frame boundaries is to compute the color histogram of consecutive frames, as in fig 3.



Fig -2: Extracted frames post video conversion

If their color histograms are similar it means that successive frames belong to the same shot. Here we are using the RGB color histogram to compare two frames.

The RGB components of a frame are quantized into 4 (red), 4 (green) and 4 (blue) bins respectively, leading to a total of  $4 * 4 * 4 = 64$  bins. A shot boundary gets identified when the histogram difference between two successive frames crosses a threshold. This technique works well when there transitions are rapid or hard-cut. fig 2 shows the frames generated by this approach.

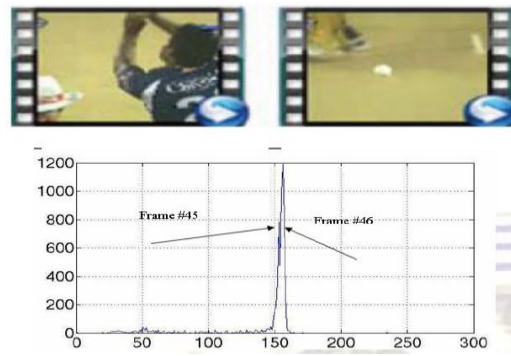


Fig -3: Hue Histogram Difference

**B. Visual features**

Below are few of the visual features used for shot categorization:

i) GPR (Grass Pixel Ratio): If a hue component lies between 48 and 68 (determined experimentally) for a pixel then it's recognized as a grass pixel. for a frame first histogram is computed for a hue component which is quantized in 256 bins. GPR is the ratio of the pixel count in bins 48-68 to the total number of pixels.

ii) EPR (Edge Pixel Ratio): If a frame contains a presence of a crowd that can be detected by executing canny edge detection on a given image. Hence we calculate the ratio of edge pixels to the total number of pixels on a frame (EPR).

iii) SCR (Skin Color Ratio): The presence of fielders, umpires on a frame can be detected by looking at the percentage of skin color pixels in the frame. The Skin Color ratio is calculated by dividing frame into 16 equal blocks and calculate skin pixel ratio on each of them.

**C. Close-up (CU) Detection**

A photographic technique which tightly frames as person or object is Close-Up (CU). In films it is applied to guide audience attention and to evoke audience emotion. for CU detection we have used Haar features wavelets which use single wavelength square waves (one high interval and one low interval). The presence of a Haar feature is identified by subtracting the average dark region pixel value from the average light-region pixel value. If the difference is above expected value (set during learning), that feature is said to be present. To identify the presence or absence of hundreds of Haar features at every image location and at several scales efficiently, integration is done. The filters at each level are trained to classify training images that passed all previous stages.

**D. Crowd Detection**

We see that close up or crowd frames are shown frequently whenever an exciting event occurs such as when a fall of wicket, close up of batsman and bowler, then view of spectators and the players gathering of fielding team are certainly shown. The edge detection is then performed by finding the maximum gradient value of a pixel from its neighboring pixels. If the maximum value of gradient satisfies the threshold than the pixel is classified as an edge pixel [3].

## Feature Extraction from Video for Cricket Highlight Generation

The percentage of edge pixels (PEP) are used to classify the frame as crowd or close-up, since we typically observe more edge pixels for crowd frames. We applied canny edge detector and use the following ratio as the close-up detection parameter:

The canny edge detector is used to smoothen the images to eliminate noise. Once done it then finds the image gradient to highlight regions with high spatial derivatives. The algorithm then goes after these regions and suppresses any pixel that is not at the maximum.

- 1) Convert the input RGB image into YCbCr model.
- 2) To detect the edge pixels apply canny operator.
- 3) Compute Pixel Per Inches (PPI) for the image.
- 4) Image classification needs to be done per following condition:

if PPI > threshold then  
frame belongs to class crowd  
else  
frame belongs to class close-up

### E. Replay Detection

To detect replays from sports video, some early works focus on the characteristics of them such as motion vector [6] and replay structures [3]. However, these methods are not robust enough to be suitable for various kinds of sports video replay detection because replays in different sports video are various and compiled in different manners and can hardly be represented by such simple features. Therefore the recent approach is to detect the accompanying logo effect of the replays in sports videos to acquire the replay segmentations. A replay segment is always sandwiched between two logo transitions or ying graphics which last for 8-15 frames. Here is the algorithm for replay extraction.

The algorithm for logo sample frame detection is as:

1. Compute frame-to-frame difference.
2. Check the frame difference (brightness difference).  
Proceed to step 3) when the difference exceeds a threshold, otherwise go back to step 1) for next frame.
3. Count the number of consecutive frame-differences that all exceed the frame-difference threshold until encounter several consecutive frame-differences that drop brightness count below this threshold. If the counter exceeds a certain threshold, a wipe transition can be determined.

### F. Sixer Event Detection

In our proposed system we are working on T-20 cricket format videos. We have considered matches which are played in night. When a batsman hits a sixer, it is common observation that the ball is raised up high and will be in the air for a while. At this time cameras tracks the ball as well as the background of the shot which is of course in black color. So our system extracts the sixer frames based on the following algorithm.

## IV. MATHEMATICAL MODEL

A mathematical model is an abstract model that uses mathematical language to describe the behavior of the system.

Consider S is a system.

$S = \{I, F, E, CU_m, CR_m, RP_m, SX_m, FR_m, WK_m, M, O\}$

I = Input video {or the system}

$I = \{V_1, V_2, V_3, \dots, V_n\}$

F = Features

$F = \{CU, CR, RP\}$

CU=Close Up

CR= Crowd

RP= Replay

E = Events

$E = \{SX, FR, WK\}$

SX = Sixer

FR = Four

WK = Wicket

O = Video Output

OCU = Output of Close Up feature

OCR = Output of Crowd feature

ORP = Output of Replay feature

OSX=Output of Sixer feature

OFR=Output of Four feature

OWK=Output of Wicket feature

CU<sub>m</sub>= Close Up Algorithm

CR<sub>m</sub>= Crowd Algorithm

RP<sub>m</sub>= Replay Algorithm

SX<sub>m</sub>= Sixer Algorithm

FR<sub>m</sub>= Four Algorithm

WK<sub>m</sub>= Wicket Algorithm

M= Set of Methods.

$M = \{CNN, APR, HST\}$

CNN= Canny Edge Detection Method.

APR = Apriory Algorithm Method.

HST= Intensity Histogram.

For features ,

Apply CNN and CU<sub>m</sub> for Close Up Detection .

$CU = \{CNN, CU_m\}$

CNN Includes

$|G| = |G_x| + |G_y| \dots \dots \dots$  where G is gradient

$\Theta = \text{invtan}(G_y / G_x) \dots \dots \dots$  formula to find edge direction.

$PPI = dp/di \dots \dots \dots$  formula to find pixel density

$OCU = \{CU_1, CU_2, \dots, CU_n\}$

$CR = \{CNN, CU_m\}$

$OCR = \{CR_1, CR_2, \dots, CR_n\}$

$RP = \{RP_m\}$

$ORP = \{RP_1, RP_2, \dots, RP_n\}$

for Events ,

$SX = \{HST, APR, SX_m\}$

$OSX = \{SX_1, SX_2, \dots, SX_n\}$

$FR = \{HST, \{R_m\}$

$OFR = \{FR_1, FR_2, \dots, FR_n\}$

$WK = \{CU_m, CR_m, WK_m\}$

$OWK = \{WK_1, WK_2, \dots, WK_n\}$

O = {OCU, OCR, ORP, OSX, OFR, OWK}

## V. EXPERIMENTAL RESULTS

Here we consider scenes from video with some semantic meaning and action associated with it as events. They also have features which are to be used as the system processes all the frames. These features are labeled as close up, replay and crowd and highlighted event as sixes, fours and wickets.

Java net beans 8.0.2 is used for implementation with the intention to provide a hassle free solution for event and feature detection for cricket video. The includes cricket videos which captures frames at rate of 25 fps (variable to change) so as to get clear images to label a specific feature or event. The smallest video which was tested was for T20-20 worldcup, played for duration 8 min 42 seconds. When we extract the events like Close-up, Replay, crowd, wicket, fours and sixer we found very impressive result by the system. Below graph plots result for the system extracted frames and human extracted frame.

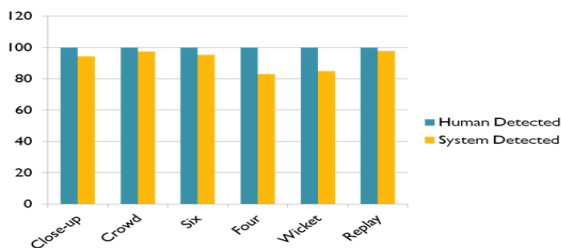


Fig -4: System extracted frames per event

And also we perform the same kind of experiments with many videos which gives similar performance results. The aggregate result is shown in the table.

Table -1: Aggregate Results of various events

Feature/Event	Performance percentage
Close up	94.34%
Crowd	97.44%
Six	95.4%
Fours	83%
Wicket	85%
Replay	97.69%

Video Duration:10.07sec

## VI. CONCLUSION

With a minimum hardware resource an attempt is made to provide a comfortable, attractive solution for most important event detection in a more natural way. The use of classification technique can exhibit better detection of various events and analyses of those video events which can reduce the processing time thus save lot of CPU usage. This can create a new scope to generate customized and automatic cricket video highlights for different purposes. This approach can be extended to other sports like soccer as well as other types of videos such as news, movies, etc. for video summarization applications. The volume of databases is very huge in case of video. Thus computation time for event detection and analysis is a critical issue. We have concentrated our work on T-20 matches as they offer lots of

events in short duration as compared to ODIs. The same work can be extended to ODIs as well. Key frame event detection approach turns out to be most efficient method for minimizing the computation time with more accuracy in event detection capability. This categorization results with better classification ratio at various levels. Following figures depicts few of the classified frames.



Fig -5: Close Up Frames



Fig -6: Replay Frames



Fig -7: Crowd Frames

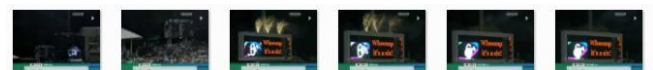


Fig -8: Sixer Frames



Fig -9: Fours Frames




Fig -10: Wickets Frames

## REFERENCES

1. Mahesh Goyani, Shreyash Dutta, Gunvatsinh Gohil, Sapan Naik, wicket fall concept mining from cricket video using a-priori algorithm, The International Journal of Multimedia and Its Applications (IJMA) Vol.3, No.1, February 2011.
2. P. B. Thawari and N. J. Janwe, CBIR Based On Color And Texture, International Journal of Information Technology and Knowledge Management, Volume 4, No. 1, pp. 129-132, January-June 2011
3. H.B.Kekre, Dharendra Mishra, DCT Sectorization for Feature Vector Generation in CBIR, International Journal of Computer Applications (0975 8887) Volume 9 No.1, November 2010
4. Hu Min, Yang Shuangyuan, Overview of content-based image retrieval with highlevel semantics 2010 3rd International Conference on Advanced Computer Theory and Engineering (ICACTE), 2010
5. Maheshkumar H. Kolekar, Kannappan Palaniappan Semantic Concept Mining Based on Hierarchical Event Detection for Soccer Video Indexing, journal of multimedia, vol. 4, no. 5, October 2009.
6. Xiaoyun Wang, Jianfeng Zhou An Improvement on the Model of Ontology-Based Semantic Similarity Computation, 2009 First International Workshop on Database Technology and Applications, 2009 IEEE, DOI 10.1109/DBTA.2009.
7. N.Harikrishna, Sanjeev, Satheesh, S.Dinesh, Sriram, K. S. Easwarakumar, Content Based Image Retrieval using Dominant Color Identification Based on Foreground Objects, IEEE transactions on multimedia, vol. 10, no. 3, April 2008.
8. Changsheng Xu, Jinjun Wang, Hanqing Lu, Yifan Zhang, A Novel Framework for Semantic Annotation and Personalized Retrieval of Sports Video, IEEE transactions on multimedia, vol. 10, no. 3, April 2008.
9. Yu Xiaohong and Xu Jinhua, The Related Techniques of Content-based Image Retrieval, 2008 International Symposium on Computer Science and Computational Technology, 2008
10. Dr. N. Krishnan, M. Sheerin Banu and C. Callins Christiyana, Content Based Image Retrieval using Dominant Color Identification Based on Foreground Objects, International Conference on Computational Intelligence and Multimedia Applications, 2007 IEEE, DOI 10.1109 / ICCIMA.2007.64